






Portal > FAQs > Wireless Music Systems > Set Up - Streaming content from other Apps

Set Up - Streaming content from other Apps

Pure Support - UK - 2018-02-06 - in Wireless Music Systems

You can stream third party content to multiple speakers using a combination of Bluetooth and Wi-Fi. This will allow you to stream services such as Pandora and Spotify to multiple Jongo speakers. It also allows you to use other devices such as Blackberry, windows Phones or PC

Use this method if you have the Pure Connect App (Android device only)

1. Make sure all Jongsos you want to stream are connected to your network
2. Open the Pure Connect App
3. Tap the Caskeid icon  to view a list a list of available Jongsos on your network.
4. Tap the settings  icon next to the Jongo that you want to stream to
5. Tap the **Bluetooth Caskeid** icon 
6. Repeat steps 4 and 5 for each Jongo you want to stream to
7. On your mobile device turn Bluetooth on and pair to your speaker
8. Select the content that you want to play.
9. Your content will now stream to all your chosen Jongsos

Please note that if streaming content using Bluetooth then you only need to turn Bluetooth Caskeid on and the content will start streaming

Use this method if you do not have the Pure Connect App

1. Power on your Jongo. The LED should pulse green. If the LED on your Jongo is not tap the Wi-Fi button on the back and wait for the LED to pulse green
2. On your device search for available Wi-Fi networks
3. Your Jongo will be listed, connect to this network
4. Open your internet browser and enter **192.168.1.1** in the address bar
5. Tick the bluetooth Caskeid check box

Address: 192.168.1.1 GO Search:

PURE

Set up your Jongo

Review the settings below and Save when you have finished.

Give your Jongo a name
Jongo 7FD63A

Bluetooth Caskeid
Switch on Bluetooth Caskeid for each Jongo, Bluetooth to any one, and enjoy synchronized audio from them all.

Basic Advanced

Select your network

TheMacBeanFamily Refresh
BTHomeHub-ADF8
OrangeB6D8E1

Enter network password

Show password

© Imagination Technologies 2014

Save

6. Select your wireless network and enter your password tap **save**
7. When the LED turns solid Green you are now connected
8. Repeat 1-6 for each Jongo you want to stream to
9. On your device turn Bluetooth on and pair to your speaker
10. Select the content that you want to play.
11. Your content will now stream to all your chosen Jongos