



Portal > FAQs > In Car Radio > Highway 400/600 > Upgrading the software on your Highway 400/600

Upgrading the software on your Highway 400/600

Pure Support - UK - 2017-11-15 - in Highway 400/600

Before starting - there are several requirements needed to ensure a successful software upgrade via USB:

Note: If you don't have a laptop, you will need to remove Highway's antenna from your windscreen and upgrade the software using a PC running Windows 7 8 and 10.

Mac OS systems are not supported in this process.

OK that's the checklist done. If you have all of the above in place then you should have no problems upgrading the software on your Highway.

Let's get started

Open the web browser on your laptop and go to

<http://support-uk.pure.com/downloads/127-in-car>

When you download the file to your computer it will arrive as a compressed file (.ZIP) that will need decompressing. Use a decompression tool like WinZip to decompress (or 'unpack') the file, and save the file to a location on your computer that you will easily find. There is only a single .dfu file in the zip to save.

Please download and run the exe file.

You will see the screen below (Image 1).

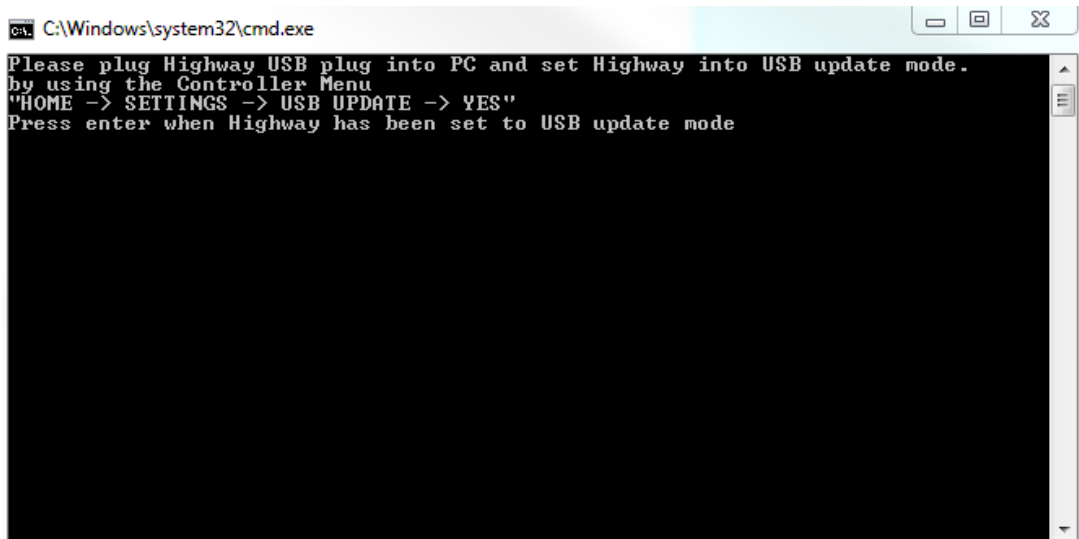
Disconnect the USB cable from Highway's power adapter and plug it into an available USB port on your laptop.

Next, you'll need to put your Highway into USB mode. On Highway's wireless controller, press the **Home** button and turn and press the **Select** dial to choose '**SETTINGS**' > '**USB**

UPDATE > Confirm by choosing **'YES'**.

Highways screen will now display ANTENNA CONNECTING

Image 1

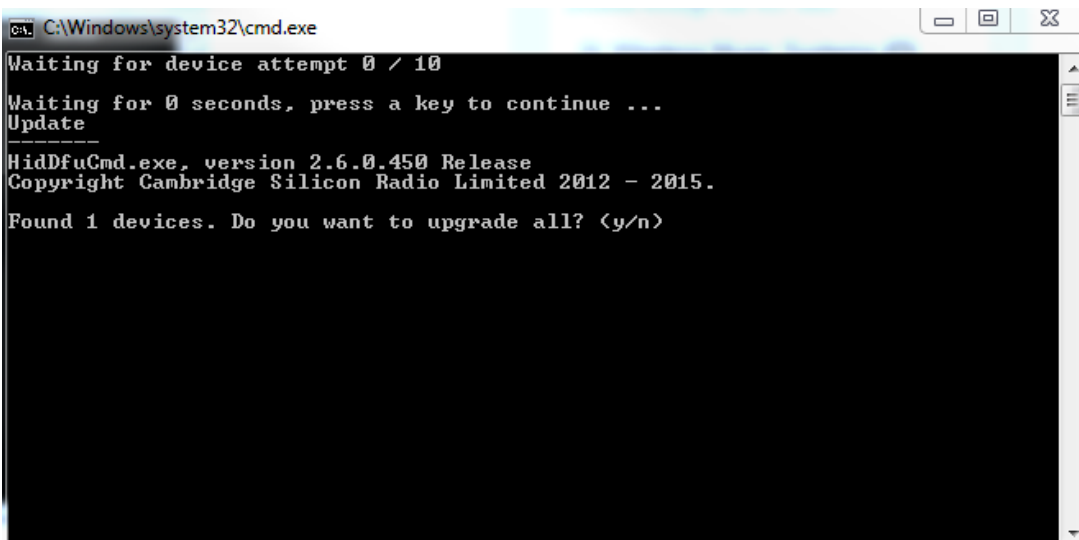


Now press the 'Return' button on your laptop.

Wait a few moments until you see Image 2 (below).

You will be asked **'Do you want to upgrade all?'** Press 'Y' and then press the 'Return' button on your laptop.

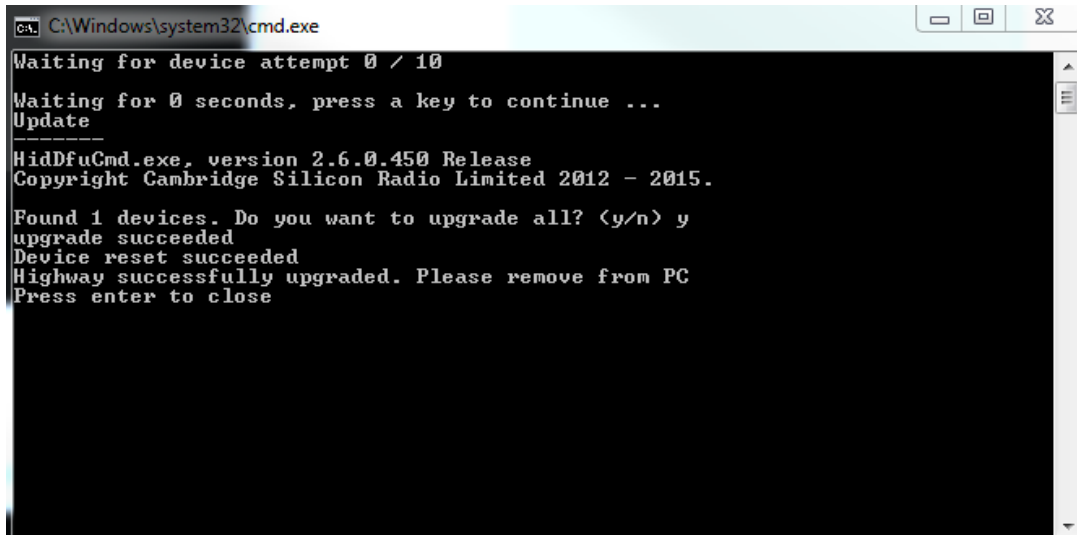
Image 2



Your laptop's screen will show you the progress of the update.

Once completed you will see Image 3 (below).

Image 3



```
C:\Windows\system32\cmd.exe
Waiting for device attempt 0 / 10
Waiting for 0 seconds, press a key to continue ...
Update
-----
HidDfuCmd.exe, version 2.6.0.450 Release
Copyright Cambridge Silicon Radio Limited 2012 - 2015.
Found 1 devices. Do you want to upgrade all? <y/n> y
upgrade succeeded
Device reset succeeded
Highway successfully upgraded. Please remove from PC
Press enter to close
```

Remove Highway from your PC and press Return

You will now see a prompt asking you to reboot your highway click OK. You can now plug the USB cable back into your vehicle's accessory power adapter.